

HOME
Safe
HOME

PROPANE
SAFETY TIPS
FOR THE HOME

**This important safety information
has been provided to you by:**



211 W. Texas St.
Mesquite, TX 75149
972-285-0972
Fax 972-285-0974
Emergency Afterhours
972-345-9348

Please write down the name and phone number of your local propane supplier in the space above for easy reference.

This information is provided as a public service for informational purposes only and is not intended as an exhaustive treatment of the subject.

For further safety information, or to learn how propane smells, call (800) 64-CLEAR for free literature.

PLEASE NOTE that this information is not intended to be used as a legal document and has no legal force or effect. Users of this information are responsible for checking the accuracy, completeness, currency and/or suitability of all of the above information themselves. The Railroad Commission of Texas makes no representations, guarantees, or warranties as to the accuracy, completeness, currency, or suitability of this information. The Railroad Commission of Texas specifically disclaims any and all warranties, express or implied, with regard to this information, including, but not limited to, the warranties of merchantability and fitness for a particular purpose.

Front cover: Gas log fireplace photo courtesy of Jenkins Custom Homes.

HOME *Safe* HOME

Table of Contents

Introduction.....	2
General characteristics of propane.....	2
General safety reminders.....	3
Maintenance on your propane system.....	4
Lighting pilots on appliances.....	4
Appliance safety.....	5
The dangers of uncapped lines.....	6
If your pressure relief valve pops off.....	6
For safety's sake - stay above 20%.....	7
How to read your tank gauge.....	7
Weather emergencies.....	8
Regulator safety.....	8
If you smell gas.....	Back cover

PROPANE

Propane is a safe, environmentally friendly, and economical source of energy. Propane can be used throughout your home to heat rooms and water, cook indoors and out, dry clothes and heat pools and spas. Like other household and industrial products, propane can be dangerous if handled incorrectly.

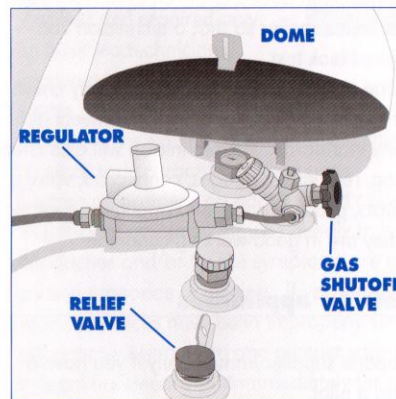
This propane safety information covers some basic practices to ensure your family's safe enjoyment of propane equipment. Propane marketers have professionally trained employees you may call if you have questions about the safe handling and use of propane.

General characteristics of propane

- Propane is transported and stored as a liquid and used as a gas.
- Propane gas (sometimes called LPG or LP-gas) is colorless and odorless.
- Since propane is odorless, it is intentionally odorized so leaks can be detected. The odor is similar to rotten eggs. Call the Railroad Commission's Alternative Fuels Division at (800) 64-CLEAR for a free "scratch-and-sniff" pamphlet that can help familiarize you, your family, and your co-workers with the smell of propane.
- Propane vapors are heavier than air and may accumulate in low-lying areas such as basements and ditches or along floors.
- Propane is flammable when mixed with air (oxygen) and can be ignited by many different sources.

General safety reminders

- Always keep flammable and combustible materials (e.g., paper, clothing, wood, gasoline, solvents) away from any open flames that originate from your appliances.
- Know how to shut off the gas supply from your tank or cylinder. If you do not know how, contact your propane supplier for instructions.



- Never place your head near or directly over the valves on your storage tank. A sudden release of product from the relief valve could result in serious injury.
- The propane liquid that is stored in your tank or cylinder can cause severe frostbite if it comes in contact with your skin or eyes.
- Never store propane cylinders or containers inside any enclosed building.
- Treat all propane gas odors seriously. Any odors may indicate a very dangerous situation.
- Never assume that propane odor is only the result of your tank being near empty. If the odor persists, you may have a serious leak.
- You should always contact your local propane supplier if you suspect a leak.

Maintenance on your propane system

- Never modify or repair your propane system yourself. Ask your propane supplier to send a trained technician to do the work.
- If an appliance or any other component of your propane system has been tagged “out-of-service,” do not attempt to enable it. The tag indicates a serious unsafe condition.
- If an appliance has been added to or removed from your system, contact your supplier so that a technician can perform a required leak test.
- Ask your propane supplier to conduct a gas safety check to inspect your system for leaks and ensure it meets all applicable safety standards. The technician will also check your tank, piping, regulators, gauges, connectors, valves, vents, thermostats, pilots, burners and appliance controls to make sure they are in good working condition.

Lighting pilots on appliances


- Notify your propane supplier immediately if you have a problem lighting a pilot.
- Never attempt to modify or repair the gas control valves or any other component of a gas appliance.
- Never light a pilot if you smell gas.
- If you continue to smell gas, even after lighting a pilot, turn off the gas valve immediately upstream of the appliance to stop the flow of gas. Contact your propane supplier immediately to investigate the situation.
- In most situations it is best to have a trained technician light the pilots on your appliances.



Gas valve is in “off” position.

Appliance safety

- Propane burns with a blue flame in properly operating appliances. Contact your propane supplier if you see yellow flames or soot build-up.
- All appliances should be installed and repaired only by qualified technicians. Improper ventilation can starve the combustion process in the appliance and create a situation that could produce toxic carbon monoxide gas.
- Carbon monoxide is an odorless and colorless gas that, in sufficient amounts, may be deadly to humans. Usually, headaches and/or flu-like symptoms are initial signs of carbon monoxide poisoning. If you suspect that any of your appliances have been improperly vented, you should discontinue using them and contact your propane supplier or local fire department immediately for an inspection.
- An appliance gas control is a precision mechanism that may malfunction if it is exposed to water from flooding, storms, or any other damaging environments. A flooded or damaged gas control must be replaced by a qualified appliance technician.



An improperly vented flue can cause a carbon monoxide leak.


NOTICE: Propane Installations, Modifications & Repairs

WARNING: Flammable Gas. The installation, modification, or repair of an LPG system by a person who is not licensed or registered to install, modify, or repair an LPG system may cause injury, harm, or loss. Contact a person licensed or registered to install, modify, or repair an LPG system. A person licensed to install or repair an LPG system may not be liable for damages caused by the modification of an LPG system by an unlicensed person except as otherwise provided by applicable law.

Reference: Texas Natural Resources Code §113.401.

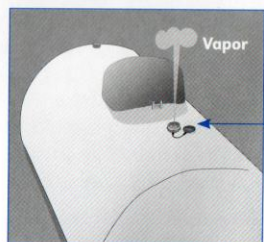
The dangers of uncapped lines

- Leaks that occur from open lines are extremely dangerous due to the potential for a large volume of gas to be released over a short period of time.
- All lines not attached to appliances must be closed and terminated with threaded caps or plugs. If you have any questions, please call your propane supplier.



If your pressure relief valve pops off

- Propane expands when heated. That increases the pressure in the tank. Above a certain pressure, the relief valve opens to release a small amount of vapor. That release keeps the pressure from building up too much inside the tank. Once excess pressure has been released, the relief valve closes automatically.
- It's important to keep your tank painted with a white, aluminum or other reflective color. A rusty, unpainted or dark-colored tank may cause pressure build-up resulting in a relief valve discharge.
- Call your propane marketer whenever your relief valve pops off, so they can determine the cause.



Pressure relief valve

For safety's sake - stay above 20%

The Railroad Commission of Texas requires all propane gas companies to perform a leak test before refilling an empty tank, to ensure the integrity of your propane piping system. The company may have to charge for this service, so you'll save time and money by putting your account on a Keep Full program.



Numbers indicate the percentage of gas in the tank

How to read your tank gauge

If you are not sure how to read your gauge, contact your propane supplier for help.

Look at the gauge attached to the tank with numbers from 5 to 95. (Don't be confused by the pressure scale with numbers from 0 to 300.)

Numbers indicate the percentage of gas in the tank.

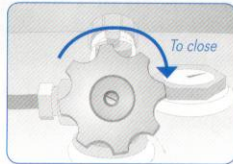
IF GAUGE READS	NUMBER OF GALLONS REMAINING			
	150-GAL TANK	200-GAL TANK	250-GAL TANK	500-GAL TANK
80%	120	160	200	400
70%	105	140	175	350
60%	90	120	150	300
50%	75	100	125	250
40%	60	80	100	200
30%	45	60	75	150
IF GAUGE READS LESS THAN 20%, ORDER GAS NOW!				
20%	30	40	50	100
10%	15	20	25	50

Weather emergencies

Take these steps to protect your family and property before and after a flood, hurricane or severe storm.

Getting ready for a flood or hurricane:

1. Properly secure the propane tank, if possible.
2. Turn off the gas supply valve at the tank ("righty, tighty").
3. Fasten the protective dome on the tank.
4. Turn off appliance pilot lights, control valves and manual shut-off valves.
5. Ensure there is an adequate supply of fuel in the tank.



Gas supply valve

After the flood or hurricane has passed, look for visible structural damage, including damaged external venting and vent caps. Call your propane dealer or a qualified technician if:

1. You smell propane gas.
2. Your propane tank has shifted or moved.
3. The tank regulator has been exposed to water.
4. The gas lines are broken, bent, damaged or have pulled away from the propane tank or appliances.
5. Propane appliances or their controls have been exposed to water.
6. Your tank is touching the ground and/or is no longer level.

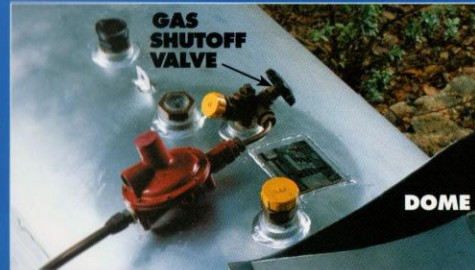
Regulator safety

- The regulator is an important part of your propane system. If it is more than 15 years old, ask your propane supplier if it should be replaced.
- Regulator vents must be pointed down or installed under a cover to protect from weather and debris.

If you smell gas

If you think you smell propane in your home, camper, RV or the area around any gas equipment, or if a gas alarm signals the presence of propane, you should IMMEDIATELY follow these suggestions:

- Extinguish all smoking materials and any other open flames or sources of ignition.
- Everyone should vacate the building, vehicle or area.
- Move away without using any electric switches, appliances, thermostats, or telephones.
- Close the gas shutoff valve on the propane tank or cylinder by turning it to the right.



- Call your propane supplier and/or your local fire department from a cellular telephone or a neighbor's telephone.
- Even if you do not continue to smell propane, do not open or turn on the propane supply valve. Do not re-enter the building, vehicle or area. Let a qualified propane service technician and/or emergency personnel check for escaped propane.
- Have a properly trained propane service technician repair the leak. The propane service technician or emergency responder needs to determine that the leak situation has been fully resolved. The propane service technician should check all of your gas appliances and re-light any appliance pilots.
- Return to the building, camper, RV or area only when the service or emergency technician indicates it is safe to do so.

PROPANE

www.propane.tx.gov

RAILROAD COMMISSION OF TEXAS

ALTERNATIVE ENERGY DIVISION
P.O. BOX 12967 • AUSTIN, TEXAS 78711-2967
800/64-CLEAR

Rev. 11/2009